


Millennium Development Goal 2 Global Education Scorecard: Who's on target?

In the year 2000, heads of state made a commitment to Millennium Development Goal 2 (MDG 2) – to ensure all children everywhere have access to at least a basic education by 2015.

However, 58 million children remain out of the classroom, donor resources for basic education continue to decline and too many countries with a high number of children out of school still lack a clear, costed strategy to achieve universal education. As we look forward to the post-2015 development agenda, we must ensure we leave no unfinished business.



Millennium Development Goal 2 Global Education Scorecard: **Who's on target?**



Children out of school

58,000,000

58 MILLION CHILDREN are still out of school – in recent years progress on getting every child into school has stalled



MDG 2 Strategy



13 OF 29 COUNTRIES have a strategy to achieve MDG 2



Education Spending



4 OF 29 COUNTRIES have committed the minimum budget recommended to deliver education



Fragile States



26 OF 29 COUNTRIES are fragile or conflict-affected states

(Fragile States Report 2014)



Target Date



15 OF 29 COUNTRIES have set a target date for getting every child into school



Global Progress

8 COUNTRIES  **WAY OFF TRACK**

13 COUNTRIES  **URGENT ACTION NEEDED**

6 COUNTRIES  **TARGETED EFFORTS NEEDED**

2 COUNTRIES  **STRONG PROGRESS**

The following 29 countries offer a snapshot of varying levels of progress and political will, as indicated by strategies (or lack of) to reach MDG 2, and provision of financing for education. These 29 countries – each with over 500,000 children out of school – represent nearly 50 million of the 58 million children out of school around the world.¹




























Of the countries highlighted² in this scorecard, less than half have a strategy to reach MDG 2. Where strategies do exist, many are weak in terms of timeline, targets and financing – falling far short of the recommended 20% of government spending. Urgent action is needed to develop strong strategies and to scale up and target financing to get all children, especially the most marginalized, access to at least a basic education.

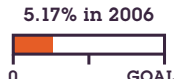







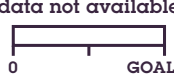


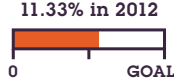





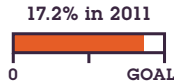


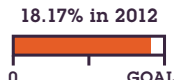


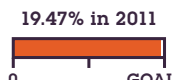


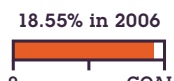

1. Primary Sources for data unless otherwise indicated: UNESCO Institute of Statistics (UIS) <http://data.uis.unesco.org> | UNESCO: Education For All Global Monitoring Reports <http://www.unesco.org/new/en/education/themes/leading-the-international-agenda/efareport/reports> | The World Bank <http://data.worldbank.org> | Data source for CAR and Yemen: UNICEF | Only UIS data was used for financing. Where UIS data was not available countries are considered to not have reliable financing data for the purposes of this exercise. | Out of school numbers are rounded to the closest 100,000.

2. Countries selected have at least 500,000 children out of school. Analysis does not include all conflict and emergency situations (e.g. Syria and Sierra Leone). For each country the following was considered 1) Existence and strength of strategy to reach MDG 2 (based on assessment of needs, concrete targets, timeline, interim indicators, costing, monitoring & evaluation, governance and implementation of strategy; 2) Education spending since 2000; 3) Total number of out of school children; 4) Discrepancies between enrollment and completion rates.

A World at School is a unique global coalition of young people, NGOs, civil society, teachers, faith-based organisations and more than 100 of the world's leading businesses demanding action on education.

Millennium Development Goal 2 Global Education Scorecard: **Who's on target?**

Country	Children out of school	MDG 2 Strategy	Target date	Education spending	Fragile Conflict	Overview	Overall Progress
Afghanistan	3,500,000	STRATEGY EXISTS	2020	data not available 		Afghanistan has a strategy for achieving MDG 2. However, no data is available on education financing.	 WAY OFF TRACK
Angola	500,000	UNCLEAR	NONE	8.95% in 2010 		Angola has an unclear strategy for achieving MDG 2 but mentions goal to achieve universal primary education. Financing is inadequate and only 54% of children complete primary school.	 URGENT ACTION NEEDED
Bangladesh	1,500,000	STRATEGY EXISTS	2015	14.1% in 2011 		Bangladesh has a strategy for achieving MDG 2 by 2015. However, the government has not consistently scaled up financing to 20%. Targeted efforts needed to reach most marginalized children.	 TARGETED EFFORTS NEEDED
Burkina Faso	900,000	UNCLEAR	2021	14.4% in 2011 		Burkina Faso has an unclear strategy for achieving MDG 2. Financing has declined since 2005.	 URGENT ACTION NEEDED
Central African Republic (CAR)	1,400,000	STRATEGY EXISTS	2020	7.82% in 2011 		The Central African Republic has a strategy for achieving MDG 2 by 2020. However, the strategy is not costed and financing is inadequate. Only 45% of children finish primary school and targeted efforts are needed to reach children in conflict areas.	 URGENT ACTION NEEDED
Chad	800,000	UNCLEAR	2020	10.08% in 2011 		Chad has an unclear strategy for achieving MDG 2 by 2020 and aims to increase gross enrollment ratio to 102%. Financing has been declining since 1999 and only 35% of children complete primary school.	 URGENT ACTION NEEDED
Colombia	600,000	NONE	NONE	15.78% in 2012 		Colombia has no strategy for achieving MDG 2 and financing is inadequate. Increased investment and targeted efforts needed to reach children in conflict areas.	 TARGETED EFFORTS NEEDED
Côte d'Ivoire	1,100,000	NONE	IN PROCESS	24.6% in 2011 		Cote d'Ivoire has no strategy for achieving MDG 2. However, since 2000, the government has consistently scaled financing to 20% or higher and President Ouattara asserted a strong commitment to invest in education in September 2014 at the United Nations General Assembly.	 URGENT ACTION NEEDED
Democratic Republic of Congo (DRC)	3,500,000	STRATEGY EXISTS	2015	8.91% in 2010 		DRC has a strategy for achieving MDG 2 by 2015 but progress to get to zero is off track. Financing is inadequate but increasing.	 URGENT ACTION NEEDED

Country	Children out of school	MDG 2 Strategy	Target date	Education spending	Fragile Conflict	Overview	Overall Progress
Eritrea	500,000	STRATEGY EXISTS	2015	5.17% in 2006 		Eritrea has a strategy for achieving MDG 2 by 2015. However, financing data is unavailable and only 34% of children complete primary school.	 URGENT ACTION NEEDED
Ethiopia	3,000,000	STRATEGY EXISTS	2015	25.4% in 2011 		Ethiopia has a strategy for achieving MDG 2 by 2015 and has consistently increased financing since 1999 to above 20%. However, targeted financing is needed to reach the most marginalized children. Donors need to step up to support Ethiopia to finish the job.	 TARGETED EFFORTS NEEDED
Ghana	500,000	STRATEGY EXISTS	2015	33.10% in 2011 		Ghana has a strategy for achieving MDG 2 by 2015 and has scaled up financing to more than 20% since 2004. Since 2000, the number of out of school children has decreased by 54%.	 STRONG PROGRESS
Haiti	500,000	STRATEGY EXISTS	2015	data not available 		Haiti has a strategy for achieving MDG 2 by 2015. However, no data on financing or progress is available.	 WAY OFF TRACK
India	1,300,000	STRATEGY EXISTS	2015	11.33% in 2012 		India has a strategy for achieving MDG 2 and has made significant progress on primary enrollment (99%) and completion (96%). Financing has remained around 11% since 2003.	 TARGETED EFFORTS NEEDED
Indonesia	1,300,000	UNCLEAR	NONE	18.09% in 2012 		Indonesia has an unclear strategy for achieving MDG 2 but is committed to meeting the goal. Financing has consistently increased but 1 million children remain out of school.	 URGENT ACTION NEEDED
Kenya	1,000,000	NONE	NONE	17.2% in 2011 		Kenya has no strategy for achieving MDG 2. Financing for education has increased to 20% but declined in 2011.	 TARGETED EFFORTS NEEDED
Madagascar	500,000	NONE	NONE	18.17% in 2012 		Madagascar has no strategy to achieve MDG 2 and the interim education sector plan notes that political turmoil has stymied the development of long-term plans. Financing for education has remained near 18% the past several years.	 URGENT ACTION NEEDED
Mali	600,000	NONE	NONE	19.47% in 2011 		Mali has no strategy for achieving MDG 2. However, financing has steadily increased since 2000.	 URGENT ACTION NEEDED
Mozambique	700,000	STRATEGY EXISTS	2015	18.55% in 2006 		Mozambique has a strategy for achieving MDG 2 by 2015. Since 2000, primary enrollment has significantly increased, reducing the number of out of school children by 54%. Financing is projected to increase to 21%.	 STRONG PROGRESS

Country	Children out of school	MDG 2 Strategy	Target date	Education spending	Fragile Conflict	Overview	Overall Progress
Niger	1,000,000	UNCLEAR	2024	18.22% in 2012 		Niger has an unclear and minimally costed strategy for achieving MDG 2 by 2024. Only 49% of children complete primary school.	WAY OFF TRACK
Nigeria	9,000,000	NONE	NONE	data not available 		Nigeria currently has no strategy for achieving MDG 2 but the government committed in 2014 to create one. Data is unavailable on progress or financing.	WAY OFF TRACK
Pakistan	5,400,000	STRATEGY EXISTS	NONE	9.89% in 2012 		Pakistan has a strategy to accelerate progress towards MDG 2 between 2013 and 2016. The strategy notes that achievement by 2015 is unrealistic.	WAY OFF TRACK
Philippines	1,500,000	NONE	NONE	13.21% in 2009 		The Philippines has no strategy for achieving MDG 2 and financing is inadequate. The enrollment rate in 2009 was 88%.	URGENT ACTION NEEDED
Somalia	1,000,000	NONE	NONE	data not available 		Somalia has no strategy for achieving MDG 2 and data is unavailable on financing or progress. Only the South Central Zone has any education plans and these are focused largely on recovery and rebuilding. No MDG 2 related goals are included, and there are no strategies for other parts of Somalia.	WAY OFF TRACK
South Africa	700,000	STRATEGY EXISTS	2015	20.58% in 2012 		South Africa has a strategy for achieving MDG 2 by 2015 and financing has been scaled up to recommended levels. Despite this, the number of out of school children in South Africa has increased by 70% since 2000.	URGENT ACTION NEEDED
South Sudan	1,000,000	NONE	NONE	data not available 		South Sudan has no strategy for achieving MDG 2. No data is available on education financing. Only 37% of children complete primary school.	WAY OFF TRACK
Sudan	2,800,000	NONE	NONE	data not available 		Sudan has no strategy for achieving MDG 2. No data is available on financing or progress.	WAY OFF TRACK
Uganda	700,000	STRATEGY EXISTS	2015	14.02% in 2012 		Uganda has a strategy for achieving MDG 2 by 2015. However, education financing is inadequate. Only 53% of children finish primary school and targeted efforts are needed to reach the most marginalized children.	TARGETED EFFORTS NEEDED
Yemen	1,100,000	UNCLEAR	NONE	12.49% in 2008 		Yemen has an unclear strategy for achieving MDG 2 and notes that the country will not achieve universal primary education by 2015. Targeted efforts needed to reach children in conflict areas. Financing has been between 13-20% over the past decade.	URGENT ACTION NEEDED